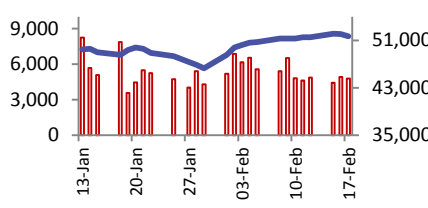
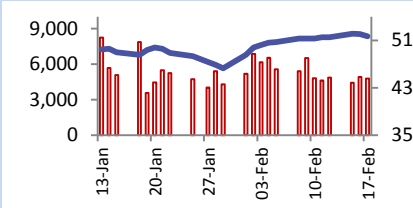


BSE



Open	51997
High	52078
Low	51586
Close	51704
Change	-400
Volume (Lacs)	4827
Turnover (Rs.inCr)	4775

NSE



Open	15280
High	15314
Low	15171
Close	15209
Change	-105
Volume(Lacs)	39891
Turnover (Rs.in Cr)	77040

World Markets	Current	Previous	Pt. Chg	Var(%)
Dow	31613	31523	90	0.3%
Dow Futures	31580	31549	31	0.1%
Nasdaq	13966	14048	-82	-0.6%
FTSE	6711	6749	-38	-0.6%
Nikkei	30345	30292	53	0.2%
Hang Seng	30951	31085	-134	-0.4%
SGX CNX Nifty	15245	15196	49	0.3%
Straits Singapore	2914	2920	-6	-0.2%
South Korea	3124	3134	-10	-0.3%
Taiwan	16421	16362	59	0.4%
Shanghai	3692	3655	37	1.0%

Commodity Prices	Current	Previous	Pt. Chg	Var(%)
Copper (\$/MT)	8390	8406	-15.5	-0.2%
Alumin (\$/MT)	2115	2087	28.5	1.4%
Zinc (\$/MT)	2816	2828	-11.5	-0.4%
Brent Crude (\$/bbl)	65.4	64.3	1.0	1.6%
Gold (\$/Ounce)	1783	1776	6.9	0.4%
Silver (\$/Ounce)	27.4	27.4	0.0	0.1%
Light Crude (\$/bbl)	62.0	61.1	0.9	1.4%
N G (\$/mmbtu)	3.3	3.2	0.1	1.9%
Sugar (\$/MT)	463.5	456.5	7.0	1.5%
Rubber (Rs./kg)	157.0	156.0	1.0	0.6%
Baltic Dry Index	1495	1364	131.0	9.6%

Currency Exchange Rate	Current	Previous	Var(%)
Rs./\$ rate	72.75	72.70	0.07%
Rs./ Euro	87.82	88.36	-0.61%
Rs./Chinese Yuan	11.28	11.27	0.12%
Yen /\$ rate	105.85	105.87	-0.02%
\$ US/Euro	1.20	1.20	0.05%

Dollar Index	Current	Previous	Var(%)
Dollar Index	90.91	90.95	-0.05%

Support/ Resistance Levels for Today		
	Nifty	Bank Nifty Fut
Support 1	15140	36730
Support 2	15050	36450
Resistance	15300	37300

Securities in Ban For Trade	
IDEA	
PNB	
SAIL	

Market Review

**US:** Stocks ended mostly lower on Wall Street Wednesday as losses by technology and industrial companies offset gains in other parts of the market.

**Asia:** Asian markets pointed to a mixed open on Wednesday, as investors juggle the prospects for an economic comeback and additional stimulus with continued pandemic concerns

**India:** The Indian indices ended over half a percent lower on Wednesday mainly dragged by the financial and IT stocks. Meanwhile, losses in FMCG and pharma sectors also weighed on the sentiment. However, Nifty PSU Bank rallied during the day, up nearly 6 % on privatisation buzz.. **Market is expected to open flattish note likely to witness sideways move during the day.**

**Economy:** European car registrations dropped in January, as measures to restrict a second coronavirus wave hit sales in the region's largest markets. New car registrations dropped by 25.7% yoy to 842,835 vehicles in the European Union, Britain and the countries of the European Free Trade Association. U.S. retail sales rebounded sharply in January after households received additional pandemic relief money from the government, suggesting a pick-up in economic activity after being restrained by a fresh wave of COVID-19 infections late last year. Retail sales surged by a seasonally adjusted 5.3% last month after decreasing 1.0% in Dec.

Output at U.S. factories increased more than expected in January even as a shortage of semiconductors weighed on the production of motor vehicles, pointing to resilience in the manufacturing sector recovery. Manufacturing production rose 1.0% last month after gaining 0.9% in December. That was the ninth straight monthly advance in factory production

**Commodities:** Oil prices rose as much as a dollar on Thursday, extending this week's gains and hitting 13-month highs, as a cold snap sweeping Texas and surrounding regions shut at least a fifth of U.S. refining output and a million barrels of crude production.

Gold held near the lowest level in more than two months as an uptick in the dollar and further signs of economic recovery pummeled demand for the haven asset.

**Currency:** The dollar was up on Thursday morning in Asia following its first back-to-back gains in two weeks overnight. Positive U.S. data that continued to raise hopes that the country will see a faster economic recovery from COVID-19 than its global peers.

## FII Derivative Transactions (Rs. Cr)

Contracts	Purchase		Sell		Net Value	Open Interest (OI)		OI(Previous day)		Change	
	Contract	Value	Contract	Value		Contract	Value	Contract	Value	Contract	Value
Index Future	42867	4275	43851	4457	-182	120689	13190	130893	14225	-10204	-1035
Index Option	5328260	527632	5326977	527593	39	1098367	118328	1067224	115498	31143	2830
Stock Future	169596	15705	173061	16356	-651	1230510	107967	1226327	108107	4183	-140
Stock Option	176663	16242	177756	16338	-96	203671	18237	200578	17928	3093	309
<b>Total</b>	<b>5717386</b>	<b>563854</b>	<b>5721645</b>	<b>564744</b>	<b>-890</b>	<b>2653237</b>	<b>257722</b>	<b>2625022</b>	<b>255758</b>	<b>28215</b>	<b>1964</b>

FII All Activity-BBG (Rs Cr)	Buy	Sell	Net
10-Feb-21	9054	7170	1884
11-Feb-21	5690	4666	1024
12-Feb-21	2612	4322	(1710)
15-Feb-21	5753	3834	1919
16-Feb-21	7784	5572	2212
<b>Month to date-Feb</b>	<b>110769</b>	<b>83410</b>	<b>27359</b>
FII (Prov.) (Rs Cr)	Buy	Sell	Net
11-Feb-21	5628	4683	944
12-Feb-21	4252	4290	(37)
15-Feb-21	5122	3887	1234
16-Feb-21	6826	5682	1144
17-Feb-21	8499	7491	1008
<b>Month to date-Feb</b>	<b>115545</b>	<b>92692</b>	<b>22853</b>
DII (Prov.) (Rs. Cr)	Buy	Sell	Net
11-Feb-21	4271	4979	(708)
12-Feb-21	3648	4245	(598)
15-Feb-21	4294	5342	(1049)
16-Feb-21	4632	6192	(1560)
17-Feb-21	4441	5725	(1283)
<b>Month to date-Feb</b>	<b>69345</b>	<b>83591</b>	<b>(14246)</b>
FII Debt - BBG (Rs. Cr)	Buy	Sell	Net
10-Feb-21	860	1122	(262)
11-Feb-21	202	389	(187)
12-Feb-21	437	169	267
15-Feb-21	1449	825	624
16-Feb-21	725	1596	(870)
<b>Month to date-Feb</b>	<b>8629</b>	<b>9280</b>	<b>(651)</b>

Market Breadth	BSE		NSE	
	No.	%	No.	%
Advance	1476	48%	914	45%
Decline	1491	48%	1010	50%
Unchanged	140	5%	91	5%

Market Turnover	17-Feb	16-Feb	Var (%)
BSE Cash	4775	4933	-3%
NSE Cash	77040	76965	0%
NSE Futures	119795	125548	-5%
NSE Options	4197717	3535265	19%
Total (Rs.Cr)	4399326	3742710	18%

Volatility Index	17-Feb	16-Feb
Volatility Index	21.51	21.78

Index PE - TTM	17-Feb	Yr. High	Yr. Low
Sensex	36.0	36.2	15.7
Nifty	41.5	42.0	17.2

## Corporate News

**Airtel to buy back 20% stake in Bharti Telemedia from Warburg Pincus for Rs 3,126 crore**

The Warburg Pincus affiliate had acquired 20 per cent equity stake in Bharti Telemedia in 2018. The transaction will be discharged primarily via issuance of about 3.64 crore equity shares of Airtel at a price of Rs 600 per share and up to Rs 1,037.8 crore in cash. (FE)

**IndusInd Bank promoter IHL raises money to increase stake; to convert shares at 60% premium**

IndusInd Bank has said its promoter IHL has completed its rights issue, which was oversubscribed at over Rs 2,021 crore. To support the redemption of warrants, IHL has decided to monetise some of the other mature, non-core investments. The funds from this divestment and the rights issue will be remitted on or before February 18, 2021, as permitted by markets regulator SEBI. (Mint)

**ICICI Lombard partners with Flipkart to offer 'Hospicash' benefit to consumers**

Compared to the standard indemnity health insurance policies, Group SafeGuard is a benefit offering that allows consumers to avail a payout for each day of hospitalization. The insurance is affordably priced, paperless, and flexible; covering both accidental hospitalisations or planned surgeries/treatment. With daily cash benefits starting from Rs 500, 'Hospicash' benefit under Group SafeGuard insurance will provide cover to Flipkart consumers. (ET)

**PGCIL wins two transmission projects under tariff-based competitive bidding on build, own operate and maintain (BOOM) basis**

The first project is Transmission Systems Strengthening Scheme for evacuation of power from Solar Energy Zones in Rajasthan (8.1 GW) under Phase-II Part D. The Letter of Intent (LoI) dated February 16, 2021 has been issued to PGCIL for establishment of 765kV D/C Transmission line and associated substation extension works in Rajasthan and Uttar Pradesh. The second project is Transmission Systems Strengthening Scheme for evacuation of power from Solar Energy Zones in Rajasthan (8.1 GW) under Phase-II Part-F. The LoI dated February 16, 2021 has been issued to PGCIL for establishment of a new 400/220kV Substation, STATCOM, and substation extension works in Rajasthan and also 400kV DIC Transmission lines which traverse in Rajasthan and Haryana. (ET)

Top 5 Nifty Gainers	17-Feb	16-Feb	Var(%)
HEROMOTOCO	3584	3462	3.5%
ADANIPTS	656	637	3.0%
SBIN	412	402	2.3%
POWERGRID	230	226	2.0%
NTPC	99	98	1.4%
Top 5 Nifty Losers	17-Feb	16-Feb	Var(%)
NESTLEIND	16741	17217	-2.8%
BAJAJFINSV	10186	10461	-2.6%
ASIANPAINT	2388	2450	-2.5%
MARUTI	7503	7697	-2.5%
HDFCBANK	1587	1627	-2.5%

BSE Index Watch	Last	1 day	1 wk	1 mth	1 yr
SENSEX	51,704	-0.8%	0.8%	6.5%	26.4%
MIDCAP	20,237	0.0%	2.2%	9.2%	31.2%
SMLCAP	19,883	0.5%	2.4%	8.5%	37.4%
AUTO	24,763	0.2%	-0.4%	10.2%	42.9%
BANKEX	41,672	-0.7%	3.0%	15.7%	18.7%
Capital Goods	22,205	0.6%	0.6%	14.4%	33.9%
FMCG	12,341	-0.6%	-2.1%	-2.7%	8.4%
Health Care	21,832	-0.9%	-0.1%	1.4%	53.7%
IT	25,341	-0.9%	-2.0%	-2.3%	53.9%
METAL	12,916	0.3%	2.1%	9.1%	36.9%
Oil & Gas	14,977	-0.1%	1.3%	1.8%	8.7%
Power	2,371	1.3%	5.6%	14.6%	31.2%
Realty	2,823	-0.7%	1.0%	9.8%	22.8%

NSE USD Futures	17-Feb	16-Feb	Var (%)
Feb Expiry (Rs./\$)	72.80	72.80	0.0%
March Expiry (Rs./\$)	73.13	73.11	0.0%
Total Turnover (Rs. Crore)	25090	21971	14%

Sectors	TTM PE
Auto	38.74
Auto Ancillary	79.06
Banking	30.26
Engineering	25.37
Cement	31.77
Diamonds & Jewellery	118.95
Housing Finance	32.17
Infrastructure & Const	37.23
Metals-Aluminium	31.90
Metal - Steel	11.45
Oil Expl.	24.37
Pharma	32.52
Power - Gen. Supp.	22.28
Information Tech.	30.31
Sugar	5.58
Telecom Serv. Prov.	32.47
Tyres	25.87

## Economy News

### Cabinet approves over Rs 12,000-crore PLI scheme for telecom sector

Following the launch of a production-linked incentive (PLI) scheme for manufacturing, India launched the scheme for telecom and networking products, with an outlay of Rs 12,195 cr over five years. The scheme will be operational from April 1 this year. (BS)

### Sebi eases listing rules for large IPOs, paving way for LIC's mega float

The Sebi eased the listing norms for large companies, apparently paving the way for the much-awaited mega float of LIC. The regulator said large companies can now divest a minimum 5% in the IPO, instead of 10%. Further, they will get five years, instead of three, to raise the public float to 25%. (BS)

### Cabinet okays trade deal with Mauritius, the first with an African nation

The Cabinet has approved the Comprehensive Economic Cooperation and Partnership Agreement between India and Mauritius to encourage and improve trade between the two countries. The Agreement is a limited agreement, which will cover trade in goods, rules of origin, trade in services, technical barriers to trade, sanitary and phytosanitary measures, dispute settlement, movement of persons, telecom, financial services, customs procedures and cooperation in other areas. (BS)

## International Corporate News

### New York sues Amazon over worker safety during Covid-19 pandemic

New York's attorney general, Letitia James, sued Amazon, arguing that the company provided inadequate safety protection for workers in New York City during the pandemic and retaliated against employees who raised concerns over the conditions. The case focuses on two Amazon facilities: a large warehouse on Staten Island and a delivery depot in Queens. James argues that Amazon failed to properly clean its buildings, conducted inadequate contact tracing for known Covid-19 cases, and "took swift retaliatory action" to silence complaints from workers. (BS)

### Elon Musk's SpaceX raises \$850 million in fresh funding

Tesla Chief Executive Elon Musk's SpaceX completed an equity funding round of \$850 mn that sent its valuation to about \$74 bn last week. SpaceX raised the funds at \$419.99 a share and the latest funding round represents a jump of about 60% in the company's valuation from its previous raise, which valued it at \$46 bn. The company had raised \$1.9 bn in August in its largest single fundraising round. (BS)

ADR Price Movement									
Company	Price (US\$)	Volume	Previous Day Price	Volume	Variance (%)	No. of Share Per ADR	ADR Price (Rs.)	BSE Price	Variance (%)
Infosys Tech	17.60	8422931	17.75	5857797	-0.85%	1	1280.42	1281.30	-0.1%
Tata Motors	22.36	1521114	22.21	1527998	0.68%	5	325.34	330.15	-1.5%
Wipro	6.49	1656697	6.58	1760923	-1.37%	1	472.16	430.20	9.8%
Dr.Reddy's	62.65	160980	64.02	146214	-2.14%	1	4557.87	4600.55	-0.9%
ICICI Bank	17.96	7194986	18.12	8958925	-0.88%	2	653.31	657.35	-0.6%
HDFC Bank	81.81	1140173	83.07	1337697	-1.52%	3	1983.93	1586.50	25.1%

GDR's (US\$)				
	Prices	Prev. Close	Change	Var %
L&T	21.10	21.00	0.10	0.5%
RIL	57.10	56.80	0.30	0.5%
SBI	56.00	54.80	1.20	2.2%

10 year G-Sec Yield	Current	Previous	Change
US	1.28%	1.27%	1 bps
Japan	0.09%	0.10%	(1) bps
India	6.03%	6.02%	1 bps
UK	0.57%	0.62%	(5) bps
Libor 3 Mths	0.19%	0.19%	(0) bps

Indian Eco Data	Current	Previous	Var(%)
Forex Reserve (US\$ in bn)	590	585	0.8%
Inflation – WPI	2.03%	1.22%	81bps
Inflation – CPI	4.10%	4.59%	-49 bps

India GDP	Q2FY21	Q1FY21	FY20
Growth	-7.5%	-23.90%	4.2%

Monetary Policy	Current	Previous	Change
Repo Rate	4.00%	4.00%	0 bps
Reverse Repo Rate	3.35%	3.35%	0 bps
CRR	3.00%	3.00%	0 bps
O/S Banking System Liquidity (Rs bn)	6889	6797	92

IIP Growth -%	Dec-20	Dec-19	YTD-FY21
IIP	1.0	4.2	-17.5
Mining	-4.8	-1.3	-13.3
Manufacturing	1.6	4.1	-19.7
Electricity	5.1	11.2	-5.6

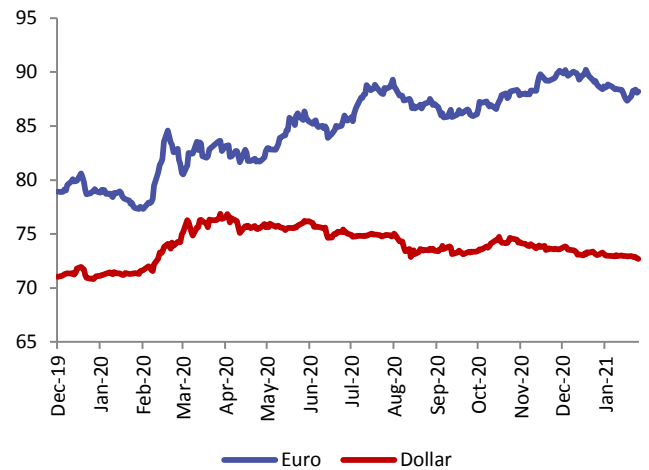
US Economy Data	Current	Previous
Inflation (%) (YoY)	1.40%	1.40%
Unemployment (%)	6.30%	6.70%

Interest Rate (%)	Current	Previous
Fed Rate	0-0.25%	0-0.25%

US GDP	Q4CY20	Q3CY20
Growth (QoQ Annualized)	4%	33.4%

China Economy Data	Current	Previous
GDP	6.50%	4.90%
Inflation – CPI (%)	-0.30%	0.20%

## Euro & Dollar (Source: BBG)



	Date
Indian GDP Data	26 Feb
Indian Inflation Data CPI	To be Announced
Indian Inflation Data WPI	To be Announced
Indian Monetary Policy	To be Announced
India's Industrial Production (IIP)	To be Announced
US Inflation Data	To be Announced
US GDP	To be Announced
US Unemployment Data	To be Announced
US Fed Rate	To be Announced
China GDP	16 Apr
China Inflation Data	To be Announced

Event Update		
Co. Name	Date	Purpose
Esab India Ltd.	18/02/21	Rs.19.00 per share(190%)Interim Dividend
Everest Organics Ltd.	18/02/21	Rs.0.50 per share(5%)Interim Dividend
Garden Reach Shipbuilders & Engineers Ltd.	18/02/21	Rs.3.85 per share(38.5%)Interim Dividend
Jamna Auto Industries Ltd.	18/02/21	Rs.0.25 per share(25%)Interim Dividend
Suven Pharmaceuticals Ltd.	18/02/21	Rs.1.00 per share(100%)Interim Dividend
Akzo Nobel India Ltd.	19/02/21	Rs.20.00 per share(200%)Interim Dividend
Amrutanjan Health Care Ltd.	19/02/21	Second Interim Dividend
ASM Technologies Ltd.	19/02/21	Bonus issue
BEML Ltd.	19/02/21	Rs.4.80 per share(48%)Interim Dividend
Bharat Petroleum Corporation Ltd.	19/02/21	Rs.16.00 per share(160%)Interim Dividend
Care Ratings Ltd.	19/02/21	Rs.3.00 per share(30%)Second Interim Dividend
Firstsource Solutions Ltd.	19/02/21	Rs.3.00 per share(30%)Interim Dividend
Hinduja Global Solutions Ltd.	19/02/21	Rs.6.00 per share(60%)Third Interim Dividend
Indian Metals & Ferro Alloys Ltd.	19/02/21	Rs.3.00 per share(30%)Interim Dividend
Metropolis Healthcare Ltd.	19/02/21	Rs.8.00 per share(400%)Interim Dividend
MRF Ltd.	19/02/21	Second Interim Dividend
NLC India Ltd.	19/02/21	Rs.1.00 per share(10%)Interim Dividend
Page Industries Ltd.	19/02/21	Rs.150.00 per share(1500%)Second Interim Dividend
Polyplex Corporation Ltd.	19/02/21	Rs.100.00 per share(1000%)Third Interim Dividend (Special)
Rashtriya Chemicals & Fertilizers Ltd.	19/02/21	Rs.1.20 per share(12%)Interim Dividend
Rishiroop Ltd.	19/02/21	Rs.5.00 per share(50%)Interim Dividend
Sandesh Ltd.	19/02/21	Rs.5.00 per share(50%)Interim Dividend
Shivalik Bimetal Controls Ltd.	19/02/21	Rs.0.30 per share(15%)Interim Dividend
Sun TV Network Ltd.	19/02/21	Rs.5.00 per share(100%)Interim Dividend
SVP Global Ventures Ltd.	19/02/21	Rs.0.05 per share(5%)Interim Dividend
Vidhi Specialty Food Ingredients Ltd.	19/02/21	Rs.0.20 per share(20%)Third Interim Dividend



## Bulk Deal AS On 17/02/21

BSE					
Scrip Code	Scrip Name	Client Name	Deal	Quantity	Price
540615	7NR	CHANDRIKABEN KANCHANLAL SHAH	S	150000	6.92
539544	ABHIINFRA	RAGHU VEMULAPALLI	S	49841	1.99
539544	ABHIINFRA	VISHNU MURTHY SHARVIRALA	B	50000	1.99
540545	BGJL	SANDEEP KAUR PAUL	B	79700	76.14
511696	CHRTEDCA	MOHIB NOMANBHAI KHERICHA	B	16695	53.7
530663	GOYALASS	ADHP INVESTMENT & TRADING PRIVATE LIMITED	B	585158	2.73
532015	GRAVITY	PURSHOTTAM AGARWAL	S	65130	1.45
500180	HDFCBANK	DRAGSA INDIA LONG LP	B	125491	1627
500180	HDFCBANK	DRAGSA INDIA OPPORTUNITIES LIQUID LP	S	125491	1627
536709	INDRENEW	KUMAR KIRTI SHAH	B	51800	7.83
536709	INDRENEW	SHAH HANSA	B	26730	7.8
536709	INDRENEW	USHABEN TRIVEDI	S	75840	7.8
532187	INDUSINDBK	DRAGSA INDIA LONG LP	B	141687	1059
532187	INDUSINDBK	DRAGSA INDIA OPPORTUNITIES LIQUID LP	S	141687	1059
539679	KAPILRAJ	BELAZIO REAL ESTATE PRIVATE LIMITED .	S	45000	10
540937	MEDICO	MITSU CHEM PLAST LIMITED	S	38400	90
540937	MEDICO	SK GROWTH FUND PRIVATE LIMITED	B	88800	89.73
511551	MONARCH	GAJRAJ MANGALCHAND HIRANI .	B	200000	63.1
539291	OZONWORLD	MANISH RAMESHBHAI PATEL	B	72500	88.36
539291	OZONWORLD	PATEL PRANAY KANTILAL	S	60000	88.37
526905	PADMAIND	BHAVIK KALPESH SHAH	B	78500	4.31
526905	PADMAIND	VIBRANT TRADING & CONSULTANCY SERVICES	S	78500	4.31
532911	PARLEIND	PIL ENTERPRISE PRIVATE LIMITED	S	201100	11.35
523862	PIFL	AYISHA NAINER RAWTHAR	B	48000	1.99
523862	PIFL	PADAMCHAND BHAVARLAL DHOOT	S	48000	1.99
511557	PROFINC	BHOGLALMAVJIVORA	B	120000	29.05
511557	PROFINC	SHIVAAY TRADING COMPANY	S	90000	29.05
542034	SMGOLD	ARUN DUTTA	S	54000	19.5
542034	SMGOLD	DHIRAJLAL RAGHURAM THAKKAR - HUF	B	150000	19.5
539026	SSPNFIN	SANGEETA CHANDU JAIN	S	24000	30.5
532953	VGUARD	CHITTLAPPILLY THOMAS KOCHUOSEPH	S	4000000	225.01
NSE					
Scrip Code	Scrip Name	Client Name	Deal	Quantity	Price
BHARATWIRE	Bharat Wire Ropes Ltd.	BAKULESH TRAMBAKLAL SHAH	BUY	232162	37
BROOKS	Brooks Lab Limited	LAKSHMI GUTTIKONDA VARA	SELL	213000	57.45
BROOKS	Brooks Lab Limited	RAMBABU VELDI	BUY	213000	57.45
GIRIRAJ	Giriraj Civil Devp Ltd	ARYAMAN CAPITAL MARKETS LIMITED	SELL	58800	45
GIRIRAJ	Giriraj Civil Devp Ltd	VENKATESHWARA INDUSTRIAL PROMOTION CO.LIMITED	BUY	60000	44.99
GMPFADLR	GMM Pfadler Limited	CHANDLER AND PRICE I PVT LTD	SELL	133673	3833.6
MAJESCO	Majesco Limited	GAURAV PALIWAL	SELL	143200	75.45
SANWARIA	Sanwaria Consumer Ltd.	SHRINATHJI DALL MILLS	SELL	4670000	0.75
SPIC	Southern Petro Ind Corp	ACM MEDICAL FOUNDATION	SELL	1108560	24.45
SPIC	Southern Petro Ind Corp	ARES DIVERSIFIED	BUY	1108560	24.45
TCNSBRANDS	TCNS Clothing Co. Limited	FIDELITY INVESTMENT TRUST : FIDELITY EMERGING ASIA FUND	SELL	446513	402
TCNSBRANDS	TCNS Clothing Co. Limited	FIDELITY INVESTMENT TRUST FIDELITY INTERNATIONAL DISCOVERY FUND	SELL	1743031	402
TCNSBRANDS	TCNS Clothing Co. Limited	NALANDA INDIA EQUITY FUND LIMITED	BUY	4320661	412.31

**Disclosure:**

Research Reports that are published by Nirmal Bang Securities Private Limited (hereinafter referred to as "NBSPL") are for private circulation only. NBSPL is a registered Research Analyst under SEBI (Research Analyst) Regulations, 2014 having Registration no. INH000001766. NBSPL is also a registered Stock Broker with National Stock Exchange of India Limited, BSE Limited, Metropolitan Stock Exchange of India Limited, Multi Commodity Exchange of India Limited, National Commodity and Derivative Exchange Limited and Indian Commodity Exchange Limited in cash and Equity and Commodities derivatives segments.

NBSPL has other business divisions with independent research teams separated by Chinese walls, and therefore may, at times, have different or contrary views on stocks and markets.

NBSPL or its associates have not been debarred / suspended by SEBI or any other regulatory authority for accessing / dealing in securities Market. NBSPL, its associates or analyst or his relatives do not hold any financial interest (Except Investment) in the subject company. NBSPL or its associates or Analyst do not have any conflict or material conflict of interest at the time of publication of the research report with the subject company. NBSPL or its associates or Analyst or his relatives may or may not hold beneficial ownership of 1% or more in the subject company at the end of the month immediately preceding the date of publication of this research report.

NBSPL or its associates / analyst has not received any compensation / managed or co-managed public offering of securities of the company covered by Analyst during the past twelve months. NBSPL or its associates have not received any compensation or other benefits from the company covered by Analyst or third party in connection with the research report. Analyst has not served as an officer, director or employee of Subject Company. NBSPL / analyst has not been engaged in market making activity of the subject company.

**Analyst Certification:** The research analysts and authors of these reports, hereby certify that the views expressed in this research report accurately reflects my/our personal views about the subject securities, issuers, products, sectors or industries. It is also certified that no part of the compensation of the analyst(s) was, is, or will be directly or indirectly related to the inclusion of specific recommendations or views in this research. The analyst(s) principally responsible for the preparation of this research report and has taken reasonable care to achieve and maintain independence and objectivity in making any recommendations.

**Disclaimer:**

This report is for the personal information of the authorized recipient and does not construe to be any investment, legal or taxation advice to you. NBSPL is not soliciting any action based upon it. Nothing in this research shall be construed as a solicitation to buy or sell any security or product, or to engage in or refrain from engaging in any such transaction. In preparing this research, we did not take into account the investment objectives, financial situation and particular needs of the reader.

This research has been prepared for the general use of the clients of NBSPL and must not be copied, either in whole or in part, or distributed or redistributed to any other person in any form. If you are not the intended recipient you must not use or disclose the information in this research in any way. Though disseminated to all the customers simultaneously, not all customers may receive this report at the same time. NBSPL will not treat recipients as customers by virtue of their receiving this report. This report is not directed or intended for distribution to or use by any person or entity resident in a state, country or any jurisdiction, where such distribution, publication, availability or use would be contrary to law, regulation or which would subject NBSPL & its group companies to registration or licensing requirements within such jurisdictions.

The report is based on the information obtained from sources believed to be reliable, but we do not make any representation or warranty that it is accurate, complete or up-to-date and it should not be relied upon as such. We accept no obligation to correct or update the information or opinions in it. NBSPL or any of its affiliates or employees shall not be in any way responsible for any loss or damage that may arise to any person from any inadvertent error in the information contained in this report. NBSPL or any of its affiliates or employees do not provide, at any time, any express or implied warranty of any kind, regarding any matter pertaining to this report, including without limitation the implied warranties of merchantability, fitness for a particular purpose, and non-infringement. The recipients of this report should rely on their own investigations.

This information is subject to change without any prior notice. NBSPL reserves its absolute discretion and right to make or refrain from making modifications and alterations to this statement from time to time. Nevertheless, NBSPL is committed to providing independent and transparent recommendations to its clients, and would be happy to provide information in response to specific client queries.

Before making an investment decision on the basis of this research, the reader needs to consider, with or without the assistance of an adviser, whether the advice is appropriate in light of their particular investment needs, objectives and financial circumstances. There are risks involved in securities trading. The price of securities can and does fluctuate, and an individual security may even become valueless. International investors are reminded of the additional risks inherent in international investments, such as currency fluctuations and international stock market or economic conditions, which may adversely affect the value of the investment. Opinions expressed are subject to change without any notice. Neither the company nor the director or the employees of NBSPL accept any liability whatsoever for any direct, indirect, consequential or other loss arising from any use of this research and/or further communication in relation to this research. Here it may be noted that neither NBSPL, nor its directors, employees, agents or representatives shall be liable for any damages whether direct or indirect, incidental, special or consequential including lost revenue or lost profit that may arise from or in connection with the use of the information contained in this report.

Copyright of this document vests exclusively with NBSPL.

Our reports are also available on our website [www.nirmalbang.com](http://www.nirmalbang.com)

**Nirmal Bang Research (Division of Nirmal Bang Securities Pvt. Ltd.)**

B-2, 301/302, Marathon Innova,  
Opp. Peninsula Corporate Park  
Off. Ganpatrao Kadam Marg  
Lower Parel(W), Mumbai-400013  
Board No. : 91 22 6723 8000/8001  
Fax. : 022 6723 8010